



BHRIGU PRABHA CENTRAL SCHOOL

HANSRAJPUR, EKMA, SARAN(2024-2025)

CLASS – NURSERY

HOLIDAY HOMEWORK OF SUMMER VACATION

Dear Students

Summer Vacation is a welcome break but Good Habits and Good Manners are life long assets and manners must be practiced until they become a habit.

Four magic words that are basics of good manners are – Please, Thank you, Excuse me and Sorry.

Make these four words a habit and see the difference.

Try to practice these manner –

Manners :

At home :

- Help to keep the house clean especially the areas you use. Clear the toys, books or crafts that remain after you have finished.
- Honesty is the best policy. Tell the truth at all times.
- Be polite.
- Share the T.V. time. So not sit too close while watching T.V.
- Be fair with your friends, brothers and sisters.
- Be responsible.

At the dining table :

- Take small helping and refill, clean your plate up.
- Take small bites, eat neatly, slowly with your mouth closed.
- Help to clear the table and clean up.

In the park :

- Littering makes the park untidy.
- Destroying the plants or plucking the flowers will spoil the beauty.
- Wait for your turn on swing and slides.

At a party :

- Wish the host.
- Don't mess up somebody's house.

While shopping :

- Softly ask your parent for what you want. If refused, don't throw a tantrum.
- Be careful, don't touch any breakable item.

On the telephone :

- If there are no elders around, don't let the phone ring long, answer it.
- Talk softly when someone is speaking on the phone and don't interrupt.

Hygiene :

- Brush your teeth twice a day.
- Do trim your nails often.
- Do not waste water and electricity.

- Keep your surroundings and environment clean. It is bad habit to throw things out of the window, car or a balcony.
- Make friends having good habits who respect their elders and use good language.

ENGLISH

1. Match the same letters :-

D	H
C	D
H	A
A	C
Q	Q

2. Match these object with their correct letters :-



E



J



B



A



U

3. Circle the first correct Alphabet :-



A C E



I G H



T B M



G R A



F D G

4. Circle the odd one :

A	A	A	H	A	A
G	H	G	G	G	G
C	C	C	I	C	C
E	E	D	E	E	E

5. Write Capital letters A to Z in English copy (2 times)

6. Writing Book (Capital letters) page no. 2 to 13.

DRAWING

7. Fun with colour Page no. - 2 to 7.

Hindi

8. समान वर्णों के साथ मिलायें -

अ	ई
आ	उ
इ	अ
ई	इ
उ	आ

9. दिये गये चित्रों को सही वर्ण के साथ मिलायें -



इ



अ

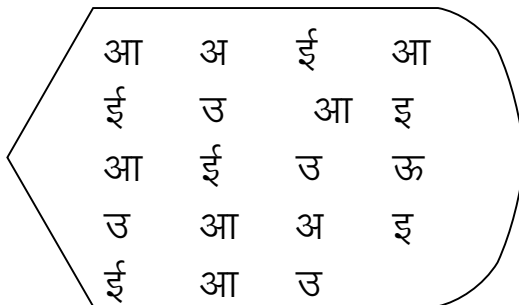


आ



इ

10. आ पर गोला लगाये -



11. दिये गये वर्ण को पहचानकर उसमें रंग भरे -

अ

इ	अ	आ	उ	टा
ई	उ	अ	ऊ	इ

ऊ

ऊ	उ	ई	ऊ	इ
अ	इ	ऊ	इ	ऊ

12. भिन्न वर्ण पर गोला लगाये -

क. अ अ आ अ

ख. ई इ इ इ

ग. उ उ ऊ उ

13. अ से अ: और क से ज्ञ तक हिन्दी कॉपी में लिखें । (2 बार)

14. अक्षर लेखन (Writing book)


Page no. - 2 to 13.

Mathematics


15. Match the same numbers :-

4	20
9	16
16	10
10	9
12	4
20	12

16. Match the object with their correct numbers :-




8



3



4




6

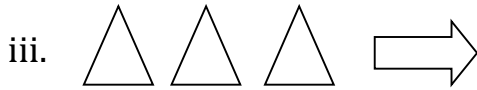
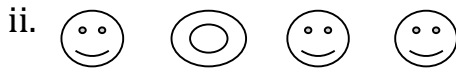



5

17. Tick (✓) the big object :



18. Cross (×) the odd one :



19. Writing numbers - Complete Page no. - 2 to 13

- Note :-**
- i. Dear Parents ! Please help your child to complete the work.**
 - ii. Write in four line copy.**

Bhriugu Prabha Central School